



The 3000 series backless stools are built for durability and comfort.

The sturdy construction and modern design make these stools ideal for a wide range of applications including general office, medical, laboratory and factory.

**Features:**

- Polyurethane seat
  - 14" diameter
  - 2" seat thickness
- Vinyl or fabric seat
  - 16" diameter
  - Seat foam density: 2 1/2 lb., 55 IFD
  - 2 3/4" seat thickness



**Footring Options:**



Adjustable Footring

**Caster Options:**



Mushroom Glides



Dual Wheel Hard Floor Casters for Tubular Steel Bases



Dual Wheel Carpet Casters for 5 Star Bases



Dual Wheel Hard Floor Casters for 5 Star Bases



ESD Hard Floor Casters for Tubular Steel Bases

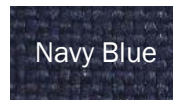


ESD Hard Floor Casters for 5 Star Bases


**Standard Fabric:**



Slate Blue



Navy Blue




Charcoal



Grey

**Standard & ESD Vinyl:**



Black



Blue



Black

**Polyurethane:**

**Base Options:**



5-Star Reinforced Plastic



5-Star Polished Aluminum



16 Gauge Tubular Steel with Built-In Footring