



LT Soldering tips

- LT Series Tips for WXP 80/ WP 80/ WSP 80 Soldering Pencils
- Designed for universal applications
- Universal SMT & THT jobs
- A wide range of low cost tips
- Solid copper plated with Iron for maximum durability and long life







Silver Line





Chisel shape






A = Width mm
B = Thickness mm
C = Length mm

Model	A	B	C	PU	Order No.
LT 1SC	0.4	0.15	15	1	T005 44 494 99
					
LT 1SCNW	0.3	0.1	15	1	T005 44 497 99
					
LT 4X	1.2	0.4	16.5	1	T005 44 428 99
					
LT A	1.6	0.7	13.0	1	T005 44 440 99
					
LT ASL	1.6	0.45	13.0	1	T005 44 516 99
					
LT AX	1.6	0.8	14.1	1	T005 44 427 99
					

Model	A	B	C	PU	Order No.
LT B	2.4	0.8	13.0	1	T005 44 405 99
					
LT BX	2.4	0.8	18.0	1	T005 44 442 99
					
LT C	3.2	0.8	13.0	1	T005 44 407 99
					
LT D	4.6	0.8	13.0	1	T005 44 409 99
					
LT H	0.8	0.4	13.0	1	T005 44 437 99
					
LT HX	0.8	0.4	18.0	1	T005 44 420 99
					








Model	A	B	C	PU	Order No.
LT K	1.2	0.4	20	1	T005 44 438 99
					
LT L	2.0	1.0	20	1	T005 44 414 99
					





Model	A	B	C	PU	Order No.
LT M	3.2	1.2	20	1	T005 44 415 99
					

Round



A = Width mm
 B = Thickness mm
 C = Length mm

Model	A	B	C	PU	Order No.
LT 1	0.25		13.0	1	T005 44 435 99
					
LT 1A	0.5		13.0	1	T005 44 489 99
					
LT 1S	0.2		15	1	T005 44 436 99
					
LT 1SA	0.5		15	1	T005 44 488 99
					
LT 1SLX 30°	0.4		22	1	T005 44 426 99
					




Model	A	B	C	PU	Order No.
LT 1SNW	0.1		15	1	T005 44 496 99
					
LT 1X 30°	0.4		13.0	1	T005 44 425 99
					
LT AS	1.6		13.0	1	T005 44 404 99
					
LT CS	3.2		13.0	1	T005 44 411 99
					






Bevel Cut



A = Width mm
B = Thickness mm
C = Length mm




Model	A	B	C	PU	Order No.
LT 22CP	2.0		20	1	T005 44 408 73
					
LT 33CP	3.0		20	1	T005 44 408 77
					
LT 4	1.2		15	1	T005 44 439 99
					
LT BB 60	2.4		17	1	T005 44 444 99
					



Model	A	B	C	PU	Order No.
LT CC 60	3.2		17	1	T005 44 445 99
					
LT DD 45	4		20	1	T005 44 478 99
					
LT F	1.2		13.0	1	T005 44 408 99
					

Conical



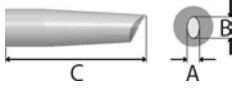
A = Width mm
B = Thickness mm
C = Length mm

Model	A	B	C	PU	Order No.
LT 1L	0.2		26	1	T005 44 423 99
					
LT 1LNW	0.1		26	1	T005 44 498 99
					
LT 1LX	0.2		26	1	T005 44 424 99
					

Model	A	B	C	PU	Order No.
LT S	0.4		20	1	T005 44 406 99
					
LT T	0.6		13.0	1	T005 44 482 99
					



Gullwing



A = Width mm
B = Thickness mm
C = Length mm

Model	A	B	C	PU	Order No.
LT GW1	1.4	2.2	18	1	T005 44 410 99



Model	A	B	C	PU	Order No.
LT GW2	3.5	4.8	18	1	T005 44 511 99



Knife



A = Width mm
B = Thickness mm
C = Length mm

Model	A	B	C	PU	Order No.
LT KN	2.0		17	1	T005 44 479 99



Model	A	B	C	PU	Order No.
LT KN5L 45°	2.0		17	1	T005 44 519 99

