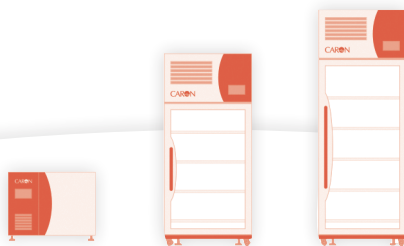





# HEATED & HUMIDIFIED INCUBATORS

CARON®



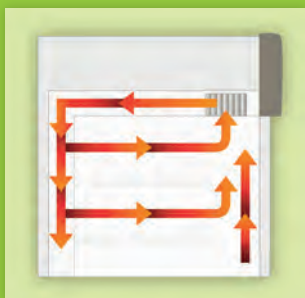
**7002-10,25,33 / 7003-10,25,33**



## PERFORMANCE IS PRIORITY

Created-for-real world research even when that's a large-scale job.

- Validated performance, even when full, using back to front ducted airflow system.
- Dependable temperature and humidity performance, even at high and low ends of the range.\*
- Condensation-resistant, with tightly sealed chamber and triple-pane glass door.
- Full Installation Qualification/Operation Qualification/Process Qualification (IQ/OQ/PQ) documentation and services available.



## DEPENDABLE TECHNOLOGY

Purpose-designed for constant use.

- Durable all stainless steel interior resists corrosion for long unit life.
- Simple yet effective atomizer based controlled humidification eliminates the complexity and replacement costs of steam boilers and ultrasonics, while providing superior RH recovery performance.\*
- Unique 3-minute tool-free interior removal makes units easy to maintain and keep clean.

\* 7003 Humidified Models Only.

# ACCELERATE YOUR TEST RESULTS

Accelerated testing requires reliable temperature or temperature & humidity conditions, regardless of sample volume. Caron's 7002 & 7003 incubators are engineered for real-world conditions and product loads.

It's not enough, in an era of compressed development cycles and process cost-control, to only meet spec when the chamber is empty.

Caron has created another reference standard in drug, product, medical device & materials testing, with elevated range incubators that offer validatable performance regardless of application or capacity utilization.



## FACILITY FRIENDLY

Lowering cost of ownership for the long-term.

- gVapor® heatless humidification further reduces heat load and energy usage.\*
- Essential features, such as casters, leveling feet, and access ports are all standard.
- Enormous options list allows you to customize units to meet your exact need.

*\* 7003 Humidified Models Only.*

# SPECIFICATIONS

SPECIFICATIONS						
Model	7002-10 (-1,-2,-3)	7003-10 (-1,-2,-3)	7002-25 (-1,-2,-3)	7003-25 (-1,-2,-3)	7002-33 (-1,-2,-3)	7003-33 (-1,-2,-3)
Temperature Range	10°C above Ambient to 70°C					
Temperature Control	± 0.1°C					
Temperature Uniformity	± 0.3°C					
Temperature Sensor	3-Wire RTD					
Humidity Range	N/A	Amb. to 95%RH	N/A	Amb. to 95%RH	N/A	Amb. to 95%RH
Humidity Control	N/A	± 3%RH	N/A	± 3%RH	N/A	± 3%RH
Humidity Sensor	N/A	Capacitive	N/A	Capacitive	N/A	Capacitive
Interior Dimensions	23" W x 25.8" D x 29.8" H (58.4 cm x 65.5 cm x 75.7 cm)		32" W x 27" D x 52.7" H (81.3 cm x 68.6 cm x 133.9 cm)		32" W x 27" D x 65.7" H (81.3 cm x 84.6 cm x 166.9 cm)	
Interior Construction	Type 304, 2B Finish, Solid Stainless Steel					
Exterior Dimensions	45.5" W x 31.7" D* x 37" H (112.3 cm x 82.8 cm x 92.7 cm)		35.5" W x 33.3" D* x 77.1" H (90.2 cm x 84.6 cm x 195.8 cm)		35.5" W x 33.3" D* x 90.1" H (90.2 cm x 84.6 cm x 228.9 cm)	
Exterior Construction	Powder Coated Cold Rolled Steel					
Work Space	10 ft³ (283 liters)		25 ft³ (708 liters)		33 ft³ (934 liters)	
Shelf Count	3 Std. / 15 Max.		4 Std. / 25 Max.		5 Std. / 31 Max.	
Shelf Construction	Type 304, Perforated Stainless Steel, Electropolished					
Shelf Dimensions	22.5" W x 25.4" D (57.2 cm x 64.5 cm)		29.25" W x 24.45" D (74.3 cm x 62.1 cm)			
Shipping Weight lbs.	420 lbs. (-1,-2) / 540 lbs. (-3)**		675 lbs. (-1,-2) / 815 lbs. (-3)**		765 lbs. (-1,-2) / 915 lbs. (-3)**	
Shipping Weight kg.	191 kg. (-1,-2) / 245 kg. (-3)**		306 kg. (-1,-2) / 370 kg. (-3)**		347 kg. (-1,-2) / 415 kg. (-3)**	

Specifications are based on 20°C ambient & standard voltage. Humidity non-condensing.

\* Add 2.75" for handle. \*\* (-3) models include export shipping crate.

ELECTRICAL			
Model	Voltage	Frequency	Current
7002/7003-10-1	115V	60 Hz	12A
7002/7003-10-2	208/230V	60 Hz	6A
7002/7003-10-3	230V	50 Hz	6A
7002/7003-25-1	115V	60 Hz	12A
7002/7003-25-2	208/230V	60 Hz	6A
7002/7003-25-3	230V	50 Hz	6A
7002/7003-33-1	115V	60 Hz	12A
7002/7003-33-2	208/230V	60 Hz	6A
7002/7003-33-3	230V	50 Hz	6A

# MORE SIZES TO FIT YOUR FACILITY

Caron's 7002 and 7003 series reach-ins provide stackable, compact and high capacity options in 10, 25 and 33 ft<sup>3</sup>.

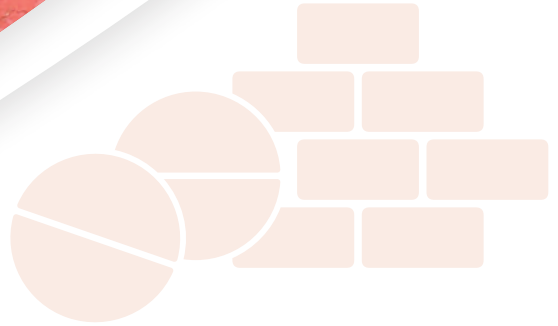


# MORE OPTIONS TO FIT YOUR APPLICATION

Caron offers a wide range of accessories, customizing chambers to fit your facility's exact needs.



# ELEVATED PERFORMANCE



## Intuitive Controls

- Easy to read 7" touchscreen display makes operating parameters highly visible
- Intuitive breadcrumb navigation tames even complex ramp/soak protocols
- Alert and alarm messages for upcoming maintenance or immediate notifications



## Flexible Humidification\*

- Easy unit to install, even for facilities without purified water supply or nearby floor drain
- Multiple water feed and drain options
- Efficient gVapor® humidification saves water, compared to conventional boiler systems



## Space Efficient Designs

- Match units to your capacity needs and available space
- Choice of stackable (10 ft<sup>3</sup>), roll-in (25 ft<sup>3</sup>), or maximum capacity (33 ft<sup>3</sup>) designs
- Large single-door (33 ft<sup>3</sup> models) provides best-in-class ratio of interior capacity to floor space

*\* 7003 Humidified Models Only.*

# ACCESSORIES

Factory Installation	
Part No.	Description
DLOG301	Data Logging and Storage to USB Flash Drive
DRYR110	Noise Suppression Kit for Heatless Dryer (DRYR301 Required)
DRYR301	Heatless Dryer Package / Allows Humidity Operation at 2%RH (7003 Models)
LGHT320	Light Package with (4) 24 W Fluorescent Lights / 2 Lights Per Bank 2 Banks / Day/Night Timer (10 ft <sup>3</sup> Models)
LGHT321	Light Package with (6) 24 W Fluorescent Lights / 2 Lights Per Bank 3 Banks / Day/Night Timer (25 ft <sup>3</sup> Models)
LGHT322	Light Package with (8) 24 W Fluorescent Lights / 2 Lights Per Bank 4 Banks / Day/Night Timer (33 ft <sup>3</sup> Models)
LGHT323	Interior LED Lighting with Day/Night Timer (10 ft <sup>3</sup> Models)
LGHT324	Interior LED Lighting with Day/Night Timer (25/33 ft <sup>3</sup> Models)
OUTL321	One Internal Outlet / 115V 60Hz / NEMA 5-15 (10/25/33 ft <sup>3</sup> , -1/-2 Models)
OUTL322	One Internal Outlet / 230V 50Hz / CEE 7/16 (10/25/33 ft <sup>3</sup> , -3 Models)
OUTL323	One Internal Outlet / 230V 50Hz / BS1363A (10/25/33 ft <sup>3</sup> , -3 Models)
OUTL324	One Internal Outlet / 230V 50Hz / AS/NZS 3112 (10/25/33 ft <sup>3</sup> , -3 Models)
OUTL325	One Internal Outlet / 230V 60Hz / NBR 14136 (10/25/33 ft <sup>3</sup> , -2 Models)
OUTL326	Three Internal Outlets / 115V 60Hz / NEMA 5-15 (25/33 ft <sup>3</sup> , -1/-2 Models)
OUTL327	Three Internal Outlets / 230V 50Hz / CEE 7/16 (25/33 ft <sup>3</sup> , -3 Models)
OUTL328	Three Internal Outlets / 230V 50Hz / BS1363A (25/33 ft <sup>3</sup> , -3 Models)
OUTL329	Three Internal Outlets / 230V 50Hz / AS/NZS 3112 (25/33 ft <sup>3</sup> , -3 Models)
OUTL330	Three Internal Outlets / 230V 60Hz / NBR 14136 (25/33 ft <sup>3</sup> , -2 Models)
PORT301	Additional 2" Access Port (10/25/33 ft <sup>3</sup> Models)
PORT303	Fresh Air Ports (10 ft <sup>3</sup> Models)
PORT305	Fresh Air Ports (25/33 ft <sup>3</sup> Models)
RAMP301	Ramp/Soak Programming / 5 Programs / 10 Steps Each / 50 Steps Total
SHLF311	Wire Rod Shelf Kit (4) / Replaces Standard Shelving (25 ft <sup>3</sup> Models)
SHLF312	Solid Shelf Kit (4) / Replaces Standard Shelving (25 ft <sup>3</sup> Models)
SHLF313	Heavy-Duty Perforated Shelf Kit (4) / Replaces Standard Shelving (25 ft <sup>3</sup> Models)
SHLF314	Wire Rod Shelf Kit (3) / Replaces Standard Shelving (10 ft <sup>3</sup> Models)
SHLF315	Solid Shelf Kit (3) / Replaces Standard Shelving (10 ft <sup>3</sup> Models)
SHLF316	Wire Rod Shelf Kit (5) / Replaces Standard Shelving (33 ft <sup>3</sup> Models)
SHLF317	Solid Shelf Kit (5) / Replaces Standard Shelving (33 ft <sup>3</sup> Models)
SHLF318	Heavy-Duty Perforated Shelf Kit (5) / Replaces Standard Shelving (33 ft <sup>3</sup> Models)

## Accessories / On-Site Installation

Part No.	Description
ALRM302	Remote Alarm Contacts / Provides NO/NC Dry Contacts
BOTL301	Carboy Water Fill Bottle and Cap / 9.5L (2.5 gal) Includes Tubing and Fittings
CSTR301	4 Swivel Casters / 2 Locking / 2 Non-Locking (10 ft <sup>3</sup> Models)
DOOR310	Light Tight Door Cover for 25 ft <sup>3</sup> / 708L Models <i>Factory Installed at time of Order or Retrofitted in the Field by a Qualified Technician</i>
DOOR312	Light Tight Door Cover for 33 ft <sup>3</sup> / 934L Models <i>Factory Installed at time of Order or Retrofitted in the Field by a Qualified Technician</i>
LTCH301	One-Handed Door Latch (25/33 ft <sup>3</sup> Models)
LTCH302	One-Handed Door Latch with Integral Key Lock (25/33 ft <sup>3</sup> Models)
OUTP301	Universal Analog Output (0-5V, 4-20mA) / One Connection for Monitoring Temperature (7002 Models)
OUTP302	Universal Analog Output (0-5V, 4-20mA) / Two Connections for Monitoring Temperature and Humidity (7003 Models)
PUMP301	Drain Water Pump
RCDR316	Built-in Temperature Recorder. Single Pen 6", 7 Day / 24 Hr. (7002 Models)
RCDR317	Built-in Temperature/Humidity Recorder. Dual Pen 6", 7 Day / 24 Hr. (7003 Models)
RCDR318	Built-in Temperature Recorder. Thermal Printer, 10", 7 Day / 24 Hr. (7002 Models)
RCDR319	Built-in Temperature/Humidity Recorder. Thermal Printer, 10", 7 Day / 24 Hr. (7003 Models)
RCDR320	Side-mounted Temperature Recorder. Single Pen 10", 7 Day / 24 Hr. (7002 Models)
RCDR321	Side-mounted Temperature/Humidity Recorder. Single Pen 10", 7 Day / 24 Hr. (7003 Models)
RCDR322	Side-mounted Temperature Recorder. Thermal Printer 12", 7 Day / 24 Hr. (7002 Models)
RCDR323	Side-mounted Temperature/Humidity Recorder. Thermal Printer 12", 7 Day / 24 Hr. (7003 Models)

## Accessories / Customer Installation

Part No.	Description
CRSY102	Condensate Recirculating System (7003 Models)
CRSYKIT	Tubing and Fitting Kit to Connect CRSY102 to 2 Chambers
SHLF300	Additional Perforated Shelf Kit / 2 Shelf Tracks (25/33 ft <sup>3</sup> Models)
SHLF301	Additional Wire Rod Shelf Kit / 2 Shelf Tracks (25/33 ft <sup>3</sup> Models)
SHLF302	Additional Solid Shelf Kit / 2 Shelf Tracks (25/33 ft <sup>3</sup> Models)
SHLF303	Additional Heavy-Duty Perforated Shelf Kit (25/33 ft <sup>3</sup> Models) (Requires SHLF313 & SHLF318)
SHLF304	Additional Perforated Shelf Kit / 2 Shelf Tracks (10 ft <sup>3</sup> Models)
SHLF305	Additional Wire Rod Shelf Kit / 2 Shelf Tracks (10 ft <sup>3</sup> Models)
SHLF306	Additional Solid Shelf Kit / 2 Shelf Tracks (10 ft <sup>3</sup> Models)
SHLF307	Heavy-Duty Reinforced Floor (10 ft <sup>3</sup> Models)
STCK301	Stacking Kit (10 ft <sup>3</sup> Models)
TABL102	Heavy Duty 48" W x 30" D x 24" H (122 x 76 x 61cm) laboratory equipment stationary table. Solid aluminum with undershelf. Holds up to 800lbs (362kg). (10 ft <sup>3</sup> Models)

