



### HYBRID THERMAL/EMI ABSORBER

CoolZorb 500 is a 2<sup>nd</sup> generation hybrid absorber/thermal management material that is used for EMI mitigation. The product is used like a traditional thermal interface material between a heat source such as an IC and a heat sink or other heat transfer device or metal chassis. CoolZorb 500 also functions to suppress unwanted energy coupling, resonances or surface currents which cause board level EMI issues.

### FEATURES AND BENEFITS

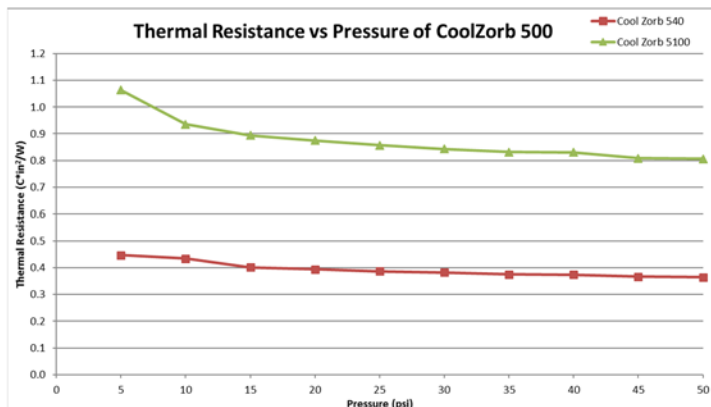
- Great thermal conductivity with good EMI suppression within 1-90GHz
- Inherent surface tack typical of standard thermal gap fillers
- Compliant with minimal component stress during assembly
- Meets UL 94 V-0 flame requirements

### VALUE

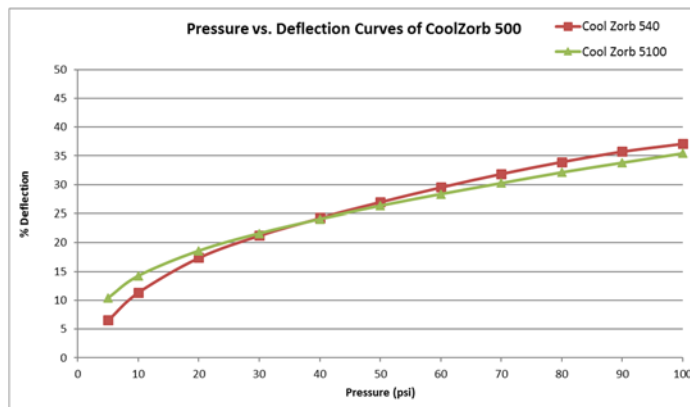
- Performance advantage comes from dual functional properties of elevated thermal conductivity and EMI reduction
- Improved reliability performance of electronics
  - Better signal integrity due to reduction of EMI
  - Consistent performance of electronics due to temperature stability and low outgassing properties of product
- Improved EMC performance and resultant lower cost to meet compliance requirements
- Environmentally friendly solution that meets regulatory requirements including RoHS and REACH

TYPICAL PROPERTIES	DATA	TEST METHOD
Color	Dark gray	Visual
Thermal conductivity	4.0W/m-K	ASTM D5470
Density	3.5 g/cc	ASTM D792
Hardness (3 sec)	59.5 Shore 00	ASTM D2240
Tensile strength	17.3 psi	ASTM D638
Temperature Range	-40°C to 175°C	NA
UL Flammability	UL 94 V-0	UL
Volume resistivity	$8 \times 10^{13} \Omega \cdot \text{cm}$	ASTM D257
Outgassing (TML)	0.31%	ASTM E595-07
Outgassing (CVCMM)	0.04%	ASTM E595-07
Coefficient of Thermal Expansion (CTE)	214 $\mu\text{m/m}\cdot\text{C}$	IPC-TM-650 2.4.41
EMI Attenuation @ 10 GHz	22.4 dB/cm	
EMI Attenuation @ 20 GHz	34.2 dB/cm	
Standard Thickness range	.020"-.200" (1.0-5.1mm)	
Thickness Tolerance	+/- 10% of nominal	

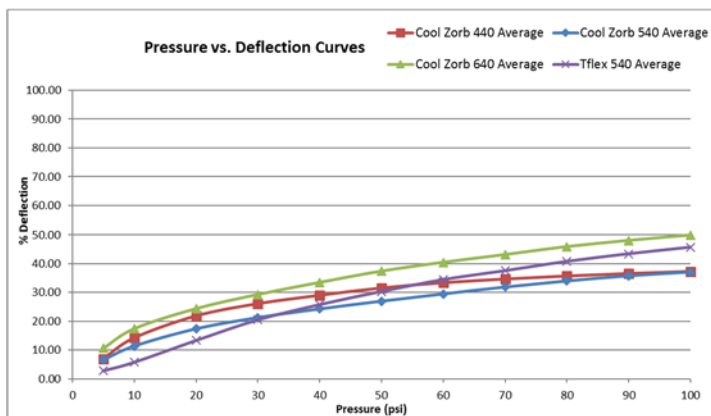
### CoolZorb 500 Thermal resistance at 50C (ASTM D5470)



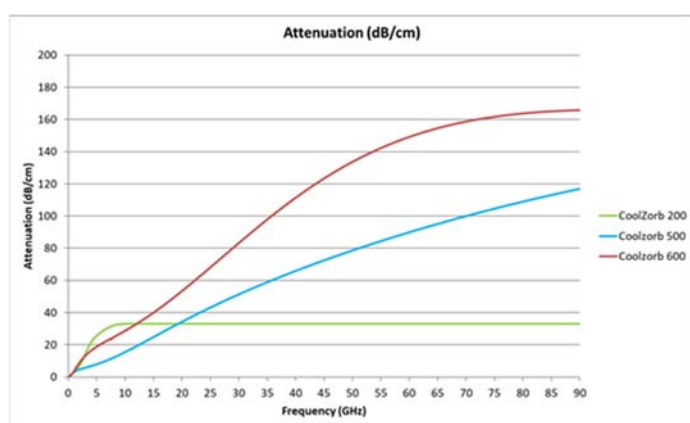
### CoolZorb 500 Percent Deflection (ASTM D575)



### CoolZorb Deflection Comparison (ASTM D575)



### CoolZorb Attenuation (dB/cm)



## AVAILABILITY

- Standard sheet size is 18" X 18"
- Thickness availability range is 0.020" - 0.200" (0.5mm- 5.1mm)
- Common standards for thickness are 0.020", 0.030", 0.040", 0.060" and 0.080" (0.5, 0.75, 1.0, 1.5 and 2.0mm)
- No charge samples are available in 4" X 4" size for each of the above common thicknesses

## PART NUMBER SYSTEM

- PRODUCTION sheets (18"X18") use the following designation when ordering: A17557-XXX where XXX is the sheet thickness in thousandths of an inch, example A17557-040 for 0.040"x18"x18"
- SAMPLE sizes of 0.020", 0.030", 0.040", 0.060" and 0.080" thicknesses are available without charge. 4" x 4" pieces are ordered with the part numbers CZ500-020S, CZ500-030S, CZ500-040S, CZ500-060S and CZ500-080S. Other sizes may be available with NRE charge.

RFP-DS-COOLZORB 500 050119

Any information furnished by Laird Technologies, Inc. and its agents is believed to be accurate and reliable. All specifications are subject to change without notice. Responsibility for the use and application of Laird Technologies materials rests with the end user. Laird Technologies makes no warranties as to the fitness, merchantability, suitability or non-infringement of any Laird Technologies materials or products for any specific or general uses. Laird Technologies shall not be liable for incidental or consequential damages of any kind. All Laird Technologies products are sold pursuant to the Laird Technologies' Terms and Conditions of sale in effect from time to time, a copy of which will be furnished upon request. © Copyright 2015 Laird Technologies, Inc. All Rights Reserved. Laird, Laird Technologies, the Laird Technologies Logo, and other marks are trademarks or registered trademarks of Laird Technologies, Inc. or an affiliate company thereof. Other product or service names may be the property of third parties. Nothing herein provides a license under any Laird Technologies or any third party intellectual property rights.