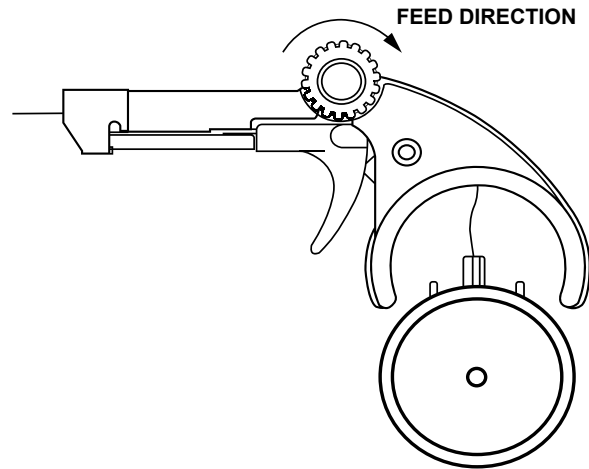


1000 WickGun™ Desoldering Braid Dispenser

Loading the WickGun™

Important - With WickGun™ pointing left insert cassette with label facing up so wick will feed from the right (counter clockwise).

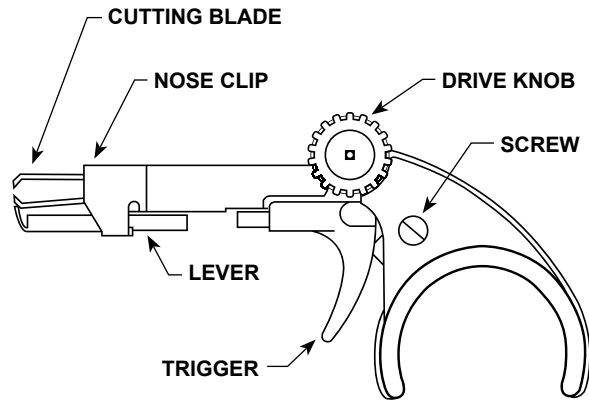
1. Grasp cassette and pull out foam plug, then pull out approximately 2 1/4" (57 mm) of wick.
2. Insert wick into guide slot. Rotate drive knob in feed direction while seating cassette. Ensure wick is not pinched between cassette and WickGun™ and that cassette alignment tabs are seated in the alignment slots in the gun.
3. If wick fails to feed, disengage cassette, grasp wick and pull from wick guide slot, do not allow cassette to unwind. Eliminate any kinks and/or frayed wick. Repeat steps 1 – 2.



Operating Instructions

1. Hold with thumb on drive knob and index finger over the trigger.
2. Rotate drive knob in feed direction exposing 3/4" to 1" (19 to 25 mm) of wick. Do not press on the trigger while dispensing wick.
3. Perform desoldering operation.
4. Squeeze trigger to cut off filled wick.

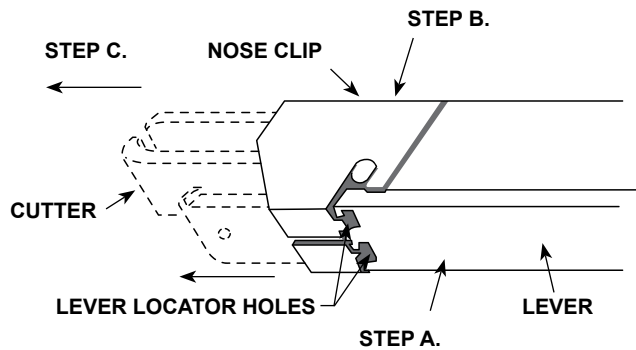
Caution: to prevent jamming, do not retract wick more than 1/2" (12 mm) past cutting blades and never retract solder saturated wick past cutting blades.



Replacing the Cutter

1. To remove cutter:
 - A. Remove lever by pressing up and sliding forward.
 - B. Slide nose clip up, then out to disengage.
 - C. Slide cutter out through front.
2. To install new Cutter:
 - A. Slide cutter inserting feed tube through slot in back.
 - B. Slide lever into place. Nose clip tabs must be seated in lever locator holes. Compress with appropriate object pushed through small hole in lever to facilitate this step.
3. To maintain good cutting action periodically remove blades and clean with flux solvent.

AVOID contact between solvent and plastic parts.



1000 WickGun™ Desoldering Braid Dispenser

Replacement Cassettes

PART NO.	DESCRIPTION
W4015-1	Cassette, Replacement, #1 Quick Braid Rosin Wick
W4015-1LF	Cassette, Replacement, #1 Wick, Lead-Free
W4015-1NC	Cassette, Replacement, #1 One Step No-Clean Wick
W4015-1NF	Cassette, Replacement, #1 Wick, Sea Braid Unfluxed
W4015-2	Cassette, Replacement, #2 Quick Braid Rosin Wick
W4015-2LF	Cassette, Replacement, #2 Wick, Lead-Free
W4015-2NC	Cassette, Replacement, #2 One Step No-Clean Wick
W4015-2NF	Cassette, Replacement, #2 Wick, Sea Braid Unfluxed
W4015-3	Cassette, Replacement, #3 Quick Braid Rosin Wick
W4015-3LF	Cassette, Replacement, #3 Wick, Lead-Free
W4015-3NC	Cassette, Replacement, #3 One Step No-Clean Wick
W4015-3NF	Cassette, Replacement, #3 Wick, Sea Braid Unfluxed
W4015-4	Cassette, Replacement, #4 Quick Braid Rosin Wick
W4015-4LF	Cassette, Replacement, #4 Wick, Lead-Free
W4015-4NC	Cassette, Replacement, #4 One Step No-Clean Wick
W4015-4NF	Cassette, Replacement, #4 Wick, Sea Braid Unfluxed
W4015-5	Cassette, Replacement, #5 Quick Braid Rosin Wick
W4015-5LF	Cassette, Replacement, #5 Wick, Lead-Free
W4015-5NC	Cassette, Replacement, #5 One Step No-Clean Wick
W4015-5NF	Cassette, Replacement, #5 Wick, Sea Braid Unfluxed